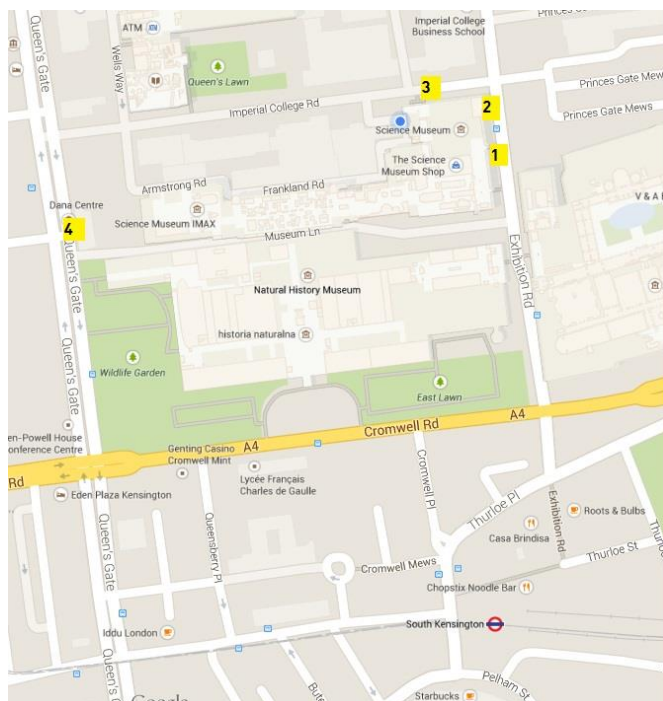


GETTING TO THE SCIENCE MUSEUM



1 Main entrance and exit of Museum on Exhibition Road

2 Director's Entrance on Exhibition Road

3 Groups' Entrance on Imperial College Road

4 Dana centre and Queen's Gate Security entrance located on Queen's Gate Road

TRANSPORT OPTIONS

By Underground

The nearest tube station is **South Kensington** on the District, Circle and Piccadilly lines.

A pedestrian subway runs directly from the ticket barrier at South Kensington station to the Main Entrance of the Museum. We advise that at busy periods it is preferable and quicker to walk along Exhibition Road rather than the subway.

By Bus


Bus routes 14, 49, 70, 74, 345, 360, 414, 430 and C1 stop outside South Kensington Underground Station, from where it is a five minute walk north to the Museum's Main Entrance.

Bus routes 9, 10, 52 and 70 stop outside the Royal Albert Hall on Kensington Gore, from where it is a five minute walk south to the Museum's Main Entrance.

By Car

Please be advised that local parking is extremely limited. A small number of disabled parking spaces are available outside the Museum on Exhibition Road.

LOCATION OF SCIENCE MUSEUM ENTRANCES




MAIN MUSEUM ENTRANCE

DIRECTOR'S ENTRANCE

SMITHS' CENTRE ENTRANCE

GROUPS' ENTRANCE

QUEEN'S GATE SECURITY ENTRANCE



DANA CENTRE

QUEEN'S GATE SECURITY HUT